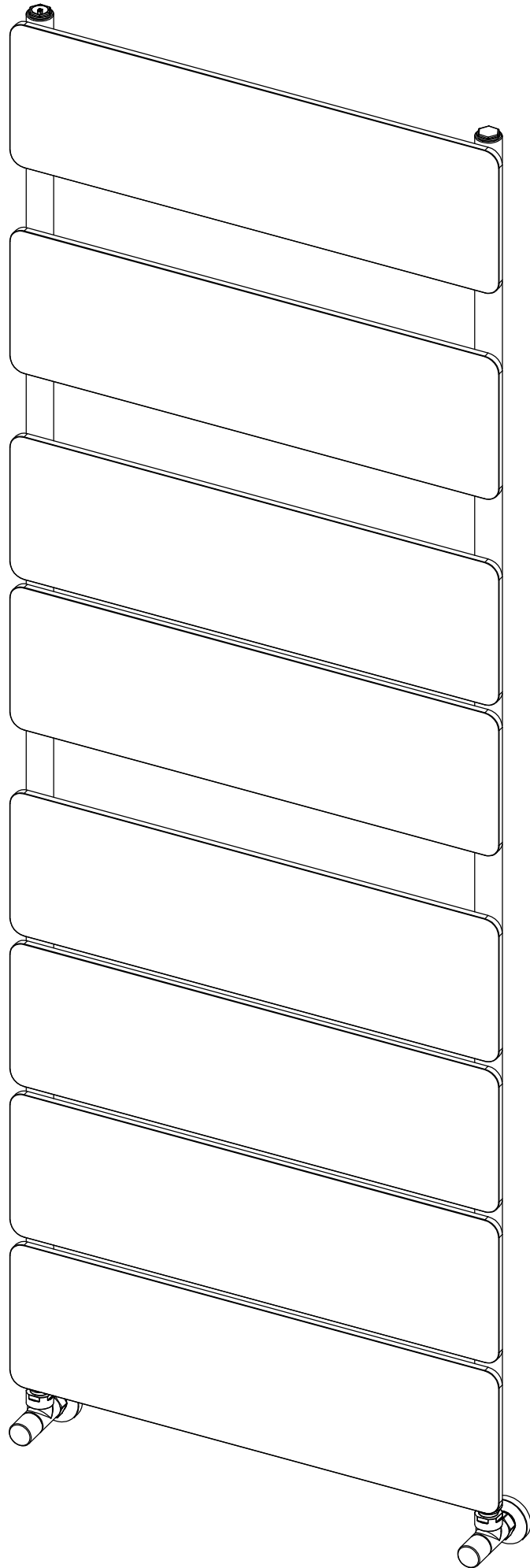
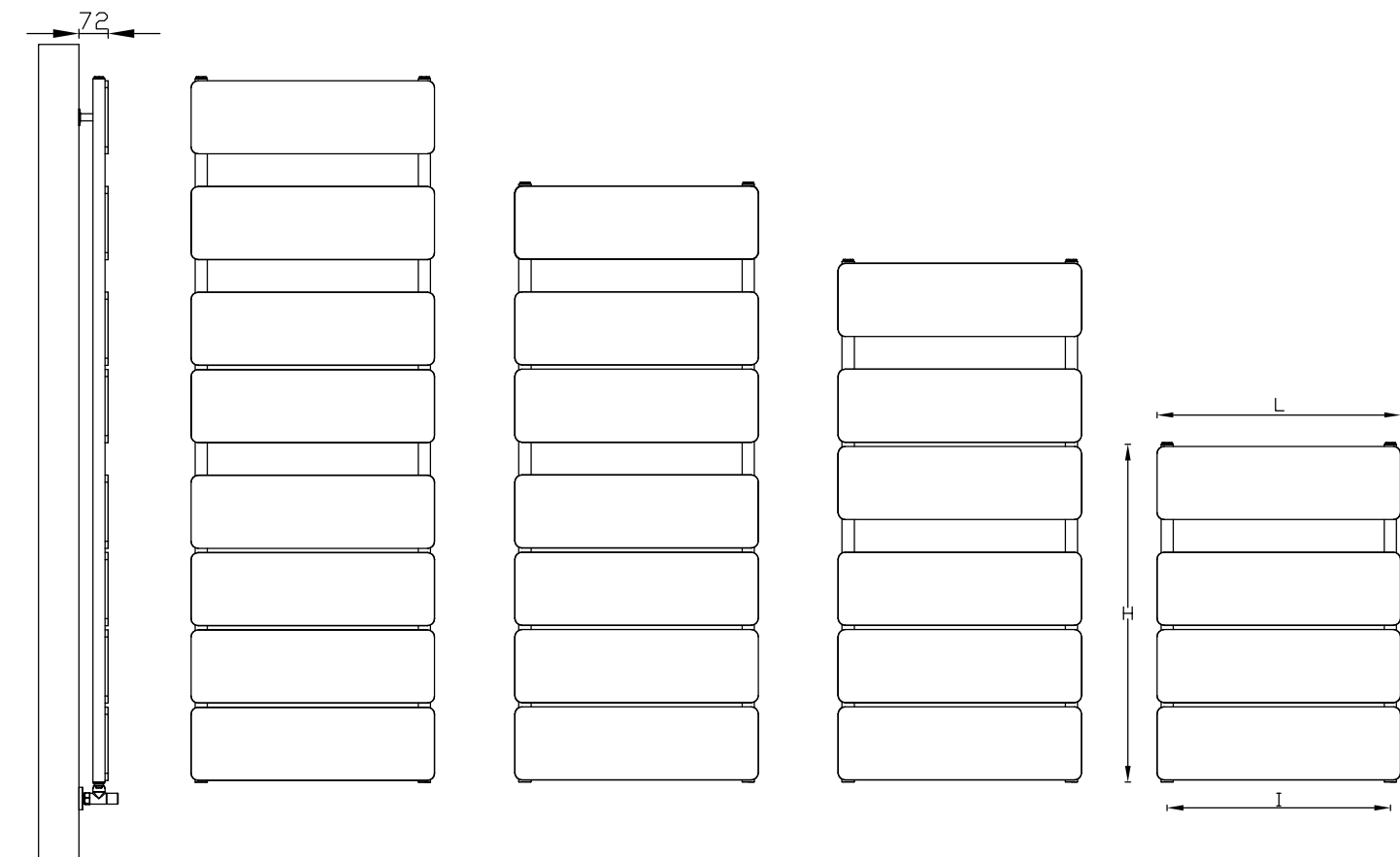


HOTECH DESIGN

OPRA inox

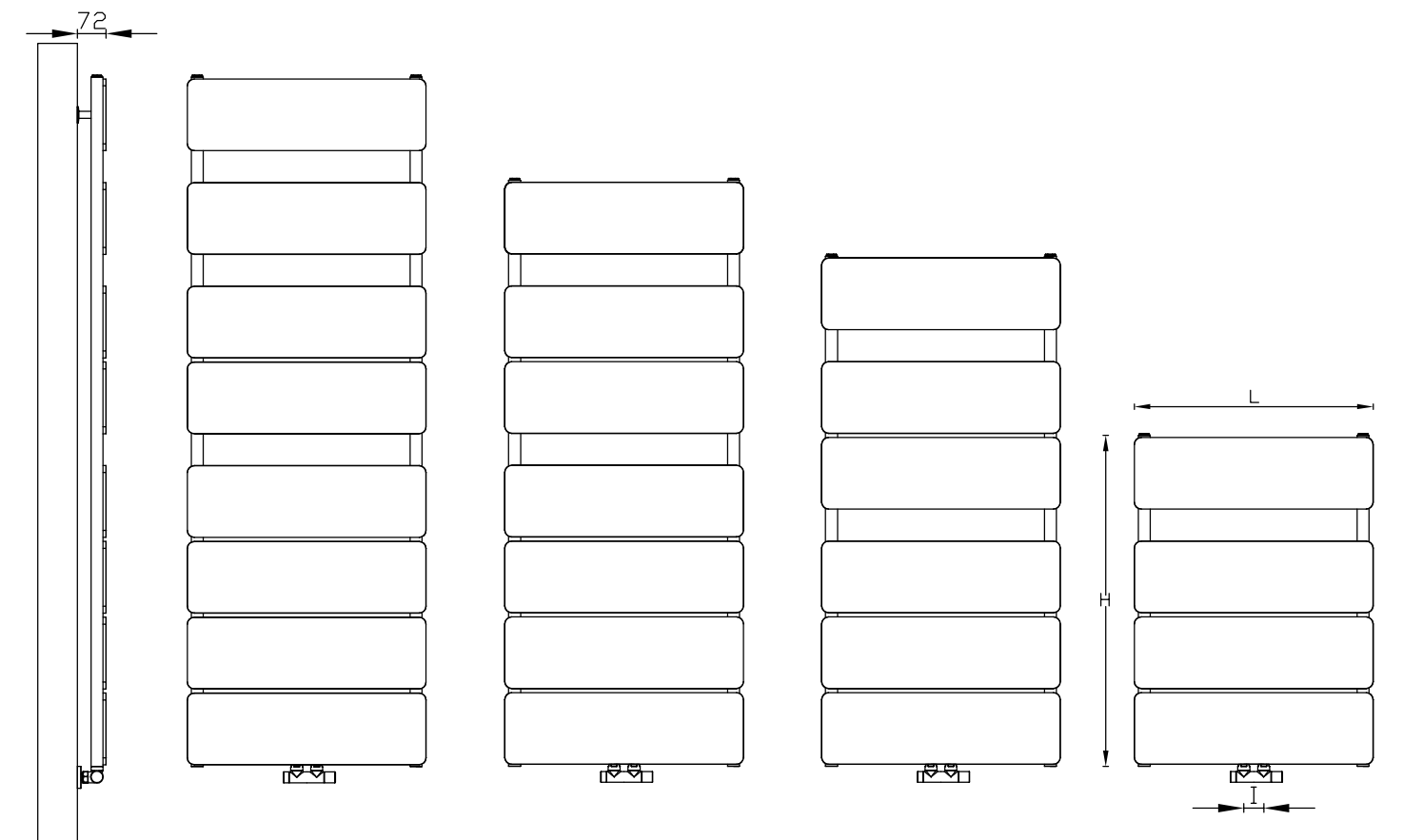






VERSIONE IDRAULICA - HYDRAULIC VERSION - VERSION HYDRAULIQUE

H	L.	I.	Potenza Watt ΔT 50° Power Watt ΔT 50° Puissance Watt ΔT 50°	Contenuto H2O Contents H2O Contenu H2O	Peso Weight Poids
830	500	450	510	1.4	7.5
830	600	550	570	1.5	9.0
1280	500	450	755	2.1	11.5
1280	600	550	850	2.3	15.0
1470	500	450	880	2.5	13.0
1470	600	550	990	2.7	17.5
1735	500	450	1010	2.8	15.0
1735	600	550	1140	3.0	18.0



VERSIONE IDRAULICA - HYDRAULIC VERSION - VERSION HYDRAULIQUE

H	L.	I.	Potenza Watt ΔT 50° Power Watt ΔT 50° Puissance Watt ΔT 50°	Contenuto H2O Contents H2O Contenu H2O	Peso Weight Poids
830	500	50	510	1.4	7.5
830	600	50	570	1.5	9.0
1280	500	50	755	2.1	11.5
1280	600	50	850	2.3	15.0
1470	500	50	880	2.5	13.0
1470	600	50	990	2.7	17.5
1735	500	50	1010	2.8	15.0
1735	600	50	1140	3.0	18.0